



# LOCTITE® 2422™

January 2011

## PRODUCT DESCRIPTION

LOCTITE® 2422™ provides the following product characteristics:

<b>Technology</b>	Acrylic
<b>Chemical Type</b>	Dimethacrylate ester
<b>Appearance (uncured)</b>	Blue paste <sup>LMS</sup>
<b>Components</b>	One component - requires no mixing
<b>Viscosity</b>	High, thixotropic
<b>Cure</b>	Anaerobic
<b>Secondary Cure</b>	Activator
<b>Application</b>	Threadlocking
<b>Strength</b>	Medium

LOCTITE® 2422™ is designed for the locking and sealing of threaded fasteners which require normal disassembly with standard hand tools. The product cures when confined in the absence of air between close fitting metal surfaces and prevents loosening and leakage from shock and vibration. Particularly suitable for applications on less active substrates such as stainless steel and plated surfaces, where disassembly with hand tools is required for servicing. Particularly suited for applications where extreme high temperature resistance is required.

## TYPICAL PROPERTIES OF UNCURED MATERIAL

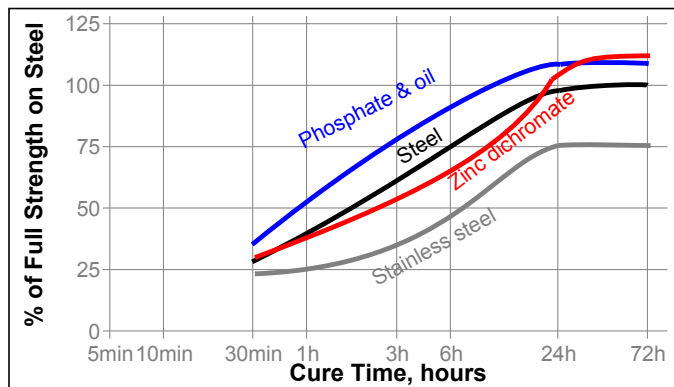
Specific Gravity @ 25 °C 1.18  
 Viscosity, Cone & Plate, mPa·s (cP), 35,000 to 80,000<sup>LMS</sup>  
 PHYSICA, 50mm Parallel plates at 0.5mm gap @ 50 s-1, 25°C

Flash Point - See MSDS

## TYPICAL CURING PERFORMANCE

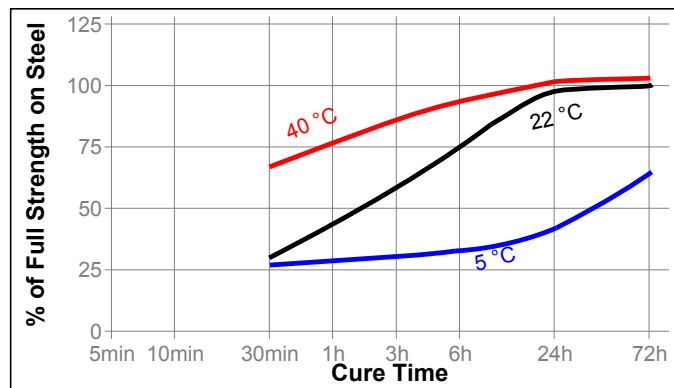
### Cure Speed vs. Substrate

The rate of cure will depend on the substrate used. The graph below shows the breakloose strength developed with time on compared to different materials and tested according to ISO 10964, pretorqued to 5 N·m.



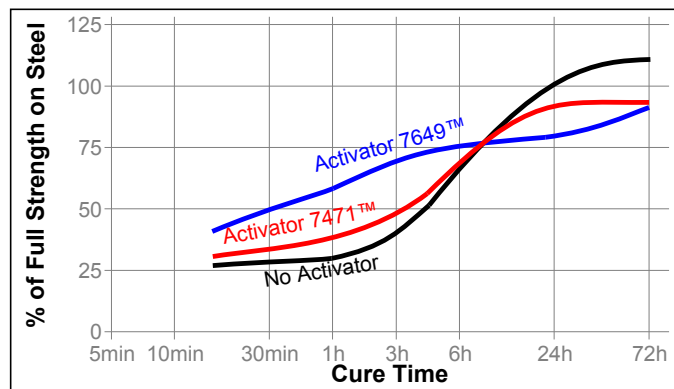
### Cure Speed vs. Temperature

The rate of cure will depend on the temperature. The graph below shows the breakloose strength developed with time at different temperatures on 3/8 x 16 degreased steel nuts & bolts and tested according to ISO 10964, pretorqued to 5 N·m.



### Cure Speed vs. Activator

Where cure speed is unacceptably long, or large gaps are present, applying activator to the surface will improve cure speed. The graph below shows the breakloose strength developed with time using Activator 7471™ and Activator 7649™ on zinc dichromate M10 steel nuts and bolts and tested according to ISO 10964, pretorqued to 5 N·m.



## TYPICAL PERFORMANCE OF CURED MATERIAL

### Adhesive Properties

After 24 hour @ 22 °C

Breakloose Torque, ISO 10964, Pre-torqued to 5 N·m:

3/8 x 16 steel nuts and bolts (grade 5) (degreased)	N·m	7.9 to 28.4 <sup>LMS</sup>
	(lb.in.)	(70 to 251)



After 72 hours @ 22 °C

Breakaway Torque, ISO 10964:  
3/8 x 16 steel nuts and bolts (degreased) N·m 11.6  
(lb.in.) (102)

Prevail Torque, ISO 10964:  
3/8 x 16 steel nuts and bolts N·m 1.4  
(lb.in.) (12)

Breakloose Torque, ISO 10964, Pre-torqued to 5 N·m:  
3/8 x 16 steel nuts and bolts (degreased) N·m 15.5  
(lb.in.) (137)

Prevail Torque, ISO 10964, Pre-torqued to 5 N·m:  
3/8 x 16 steel nuts and bolts (degreased) N·m 1.2  
(lb.in.) (11)

Breakloose Torque, ISO 10964, Pre-torqued to 5 N·m:  
3/8 x 16 phosphate and oil nuts and bolts, N·m 12.4  
as received (lb.in.) (110)

Prevail Torque, ISO 10964, Pre-torqued to 5 N·m:  
3/8 x 16 phosphate and oil nuts and bolts, N·m 0.6  
as received (lb.in.) (5.5)

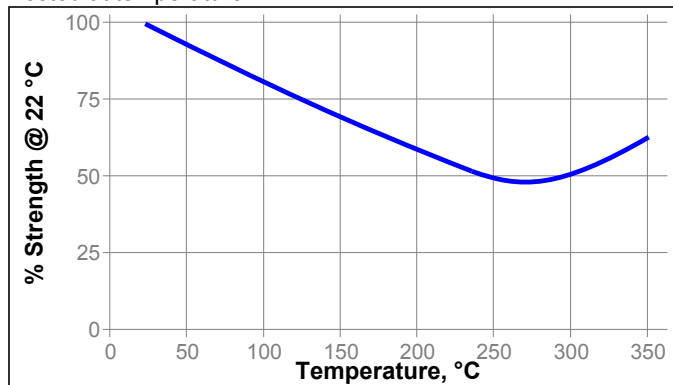
### TYPICAL ENVIRONMENTAL RESISTANCE

Cured for 1 week @ 22 °C

Breakloose Torque, ISO 10964:  
3/8 x 16 phosphate & oil nuts and bolts, as received

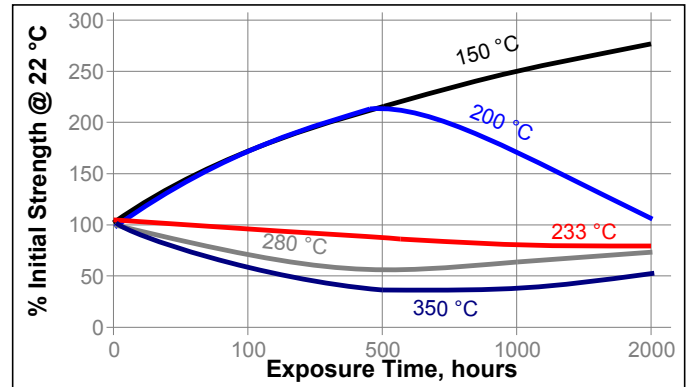
### Hot Strength

Tested at temperature



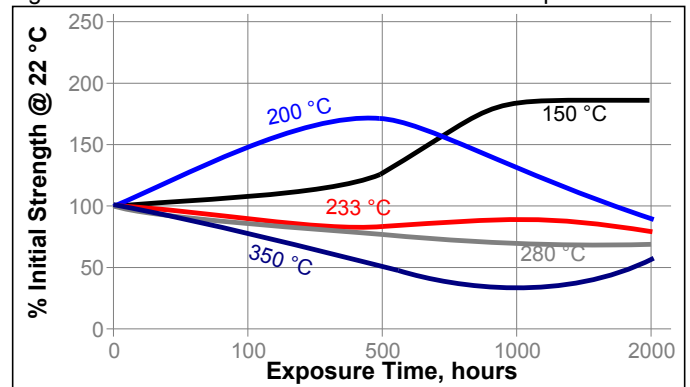
### Heat Aging

Aged at temperature indicated and tested @ 22 °C



### Heat Aging/Hot Strength

Aged under conditions indicated and tested at temperature



### Chemical/Solvent Resistance

Aged under conditions indicated and tested @ 22 °C.

Environment	°C	% of initial strength		
		500 h	1000 h	2000 h
Motor oil	125	125	140	155
ATF	87	100	100	100
Gasoline (unleaded)	22	75	75	75
Brake fluid	22	105	105	105
Water/glycol 50/50	87	125	140	165
Isopropanol	22	120	120	120

### GENERAL INFORMATION

This product is not recommended for use in pure oxygen and/or oxygen rich systems and should not be selected as a sealant for chlorine or other strong oxidizing materials

For safe handling information on this product, consult the Material Safety Data Sheet (MSDS).

Where aqueous washing systems are used to clean the surfaces before bonding, it is important to check for compatibility of the washing solution with the adhesive. In some cases these aqueous washes can affect the cure and performance of the adhesive.

This product is not normally recommended for use on plastics (particularly thermoplastic materials where stress cracking of the plastic could result). Users are recommended to confirm compatibility of the product with such substrates.

**Directions for use:****For Assembly**

1. For best results, clean all surfaces (external and internal) with a LOCTITE® cleaning solvent and allow to dry.
2. If the material is an inactive metal or the cure speed is too slow, spray all threads with Activator 7649™ or Activator 7471™ and allow to dry.
3. To prevent the product from clogging in the nozzle, do not allow the tip to touch metal surfaces during application.
4. **For Thru Holes**, apply several drops of the product onto the bolt at the nut engagement area.
5. **For Blind Holes**, apply several drops of the product down the internal threads to the bottom of the hole.
6. **For Sealing Applications**, apply a 360° bead of product to the leading threads of the male fitting, leaving the first thread free. Force the material into the threads to thoroughly fill the voids. For bigger threads and voids, adjust product amount accordingly and apply a 360° bead of product on the female threads also.
7. Assemble and tighten as required.

**For Disassembly**

1. Remove with standard hand tools.
2. In rare instances where hand tools do not work because of excessive engagement length, apply localized heat to nut or bolt to approximately 250 °C. Disassemble while hot.

**For Cleanup**

1. Cured product can be removed with a combination of soaking in a Loctite solvent and mechanical abrasion such as a wire brush.

**Loctite Material Specification<sup>LMS</sup>**

LMS dated December 12, 2007. Test reports for each batch are available for the indicated properties. LMS test reports include selected QC test parameters considered appropriate to specifications for customer use. Additionally, comprehensive controls are in place to assure product quality and consistency. Special customer specification requirements may be coordinated through Henkel Quality.

**Storage**

Store product in the unopened container in a dry location. Storage information may be indicated on the product container labeling.

**Optimal Storage: 8 °C to 21 °C. Storage below 8 °C or greater than 28 °C can adversely affect product properties.** Material removed from containers may be contaminated during use. Do not return product to the original container. Henkel Corporation cannot assume responsibility for product which has been contaminated or stored under conditions other than those previously indicated. If additional information is required, please contact your local Technical Service Center or Customer Service Representative.

**Conversions**

$(^{\circ}\text{C} \times 1.8) + 32 = ^{\circ}\text{F}$   
 $\text{kV/mm} \times 25.4 = \text{V/mil}$   
 $\text{mm} / 25.4 = \text{inches}$   
 $\mu\text{m} / 25.4 = \text{mil}$   
 $\text{N} \times 0.225 = \text{lb}$   
 $\text{N/mm} \times 5.71 = \text{lb/in}$   
 $\text{N/mm}^2 \times 145 = \text{psi}$   
 $\text{MPa} \times 145 = \text{psi}$   
 $\text{N}\cdot\text{m} \times 8.851 = \text{lb}\cdot\text{in}$   
 $\text{N}\cdot\text{m} \times 0.738 = \text{lb}\cdot\text{ft}$   
 $\text{N}\cdot\text{mm} \times 0.142 = \text{oz}\cdot\text{in}$   
 $\text{mPa}\cdot\text{s} = \text{cP}$

**Note**

The data contained herein are furnished for information only and are believed to be reliable. We cannot assume responsibility for the results obtained by others over whose methods we have no control. It is the user's responsibility to determine suitability for the user's purpose of any production methods mentioned herein and to adopt such precautions as may be advisable for the protection of property and of persons against any hazards that may be involved in the handling and use thereof. In light of the foregoing, **Henkel Corporation specifically disclaims all warranties expressed or implied, including warranties of merchantability or fitness for a particular purpose, arising from sale or use of Henkel Corporation's products. Henkel Corporation specifically disclaims any liability for consequential or incidental damages of any kind, including lost profits.** The discussion herein of various processes or compositions is not to be interpreted as representation that they are free from domination of patents owned by others or as a license under any Henkel Corporation patents that may cover such processes or compositions. We recommend that each prospective user test his proposed application before repetitive use, using this data as a guide. This product may be covered by one or more United States or foreign patents or patent applications.

**Trademark usage**

Except as otherwise noted, all trademarks in this document are trademarks of Henkel Corporation in the U.S. and elsewhere. ® denotes a trademark registered in the U.S. Patent and Trademark Office.

Reference 0.1